



For quicker, hassle-free school payments, try Qkr! today

Introducing Qkr! (pronounced 'quicker') by MasterCard, the secure and easy way to order and pay for school items from your phone at a time and place that suits you.

With Qkr you can:

- Order and pay for your child's lunches, reducing the need to bring cash to school;
- Pay for school fees, uniforms, excursions and more;
- See your receipts on the app and get them sent by email if required.



Getting started is easy - try it yourself today

Step 1 Download Qkr!

on your Android phone or iPhone. iPad users can download iPhone app



Step 2 Register

Select your Country of Residence as 'Australia' and follow the steps to register

Step 3 Find our school

Our school will appear in 'Nearby Locations' if you're within 10km's of the school, or search for our school by name.

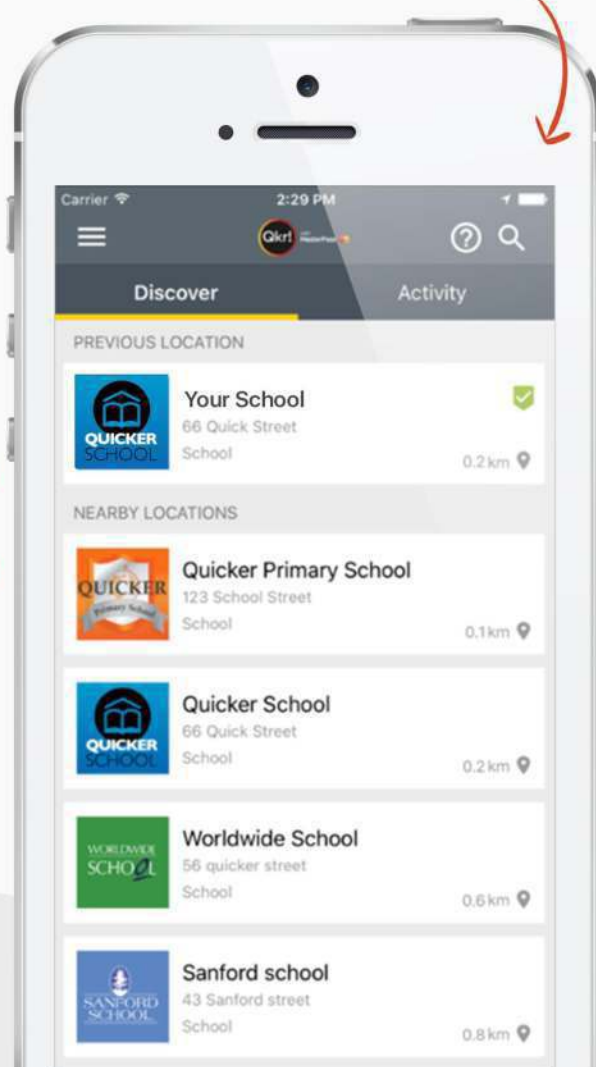
Step 4 Register your children

When first accessing our school you will be prompted to add a student profile for your child. This allows you to make orders and payments for them.

Search for our school name

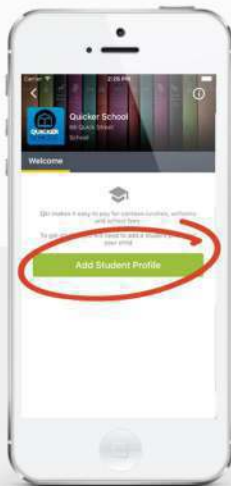
If you have made a purchase you can select our school from 'Previous Location'

If you're within 10 kms of the school, you can select our school from 'Nearby Locations'



Add your children's details in Student Profiles

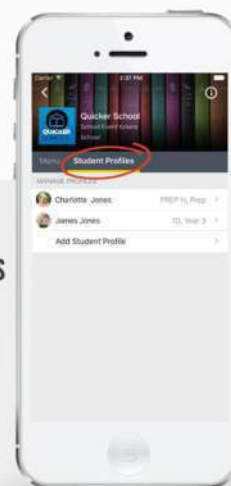
Select
'Add student profile'



Add each
child's details

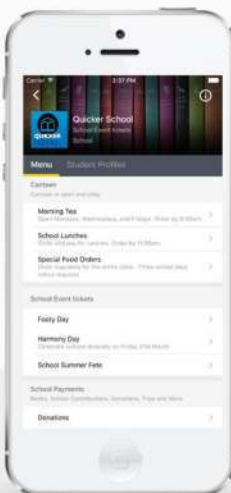


Manage each
child's details in
Student Profiles



Order meals

Select a menu
from our canteen

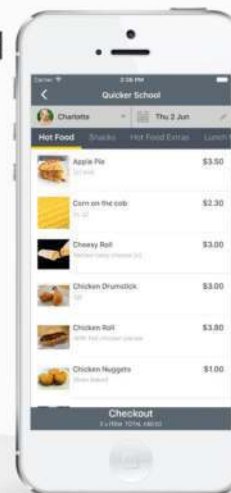


Tap the green
tick to view
your receipt
or to cancel
an order



Select a date
for a child and
order a meal

Tap 'Repeat
order' to
copy all paid
orders from
one week to
the next



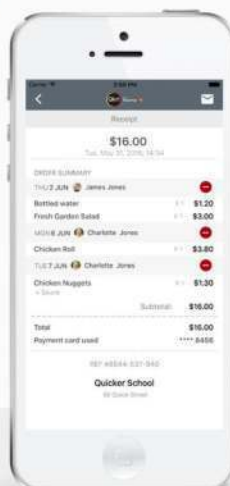
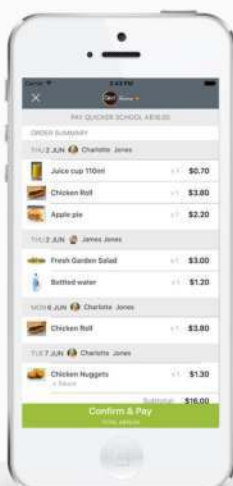
Tap to change
the child you are
ordering for

Tap to change
the date you
are ordering for

Tap 'Checkout'
then confirm and pay

Making payments

Add up to 5 cards to your wallet



At checkout select which card to
pay with.

Pay with any cards accepted
by the school.

Once your payment is approved you
can continue to the home page, or
view your receipt.